

RAND

PLAY 24





FOR ALL NAUTICAL FUN LOVERS

The Play 24 concept follows the RAND vision of easy and intuitive leisure activity at sea and adds a great amount of fun, space, performance, and speed on top. The 24ft day-boat accommodates up to 10 persons and offers an impressive level of customization and comfort. The bow seating area can transform into an XL sunbed, and the aft area can transform into a relaxing king-size sunlounge. Praised by boating journalists and owners, RAND Play 24 serves all needs for nautical fun lovers and water sports enthusiasts.



Visit website

Play 24

SPECIFICATIONS

Model: RAND Play 24

Hull length: 7.44m

Hull width: 2.55m

Weight ex. engine 1100 kg

Draft: 30cm

Maximum crew: 10 persons

Fuel capacity: Up to 198L

Water capacity: 32L

ELECTRIC SERIES

Maximum power: 170kW


Battery: 78 kWh

POWER SERIES

Maximum power: 150 to 250 HP



Build your own



THREE PLAYFUL ZONES

Play 24 is designed with three distinct zones, each offering a unique experience for passengers. In the aft sunlounge, you can relax on the comfortable tree-person sunbed. The pilot sofa, with its three seats, is the perfect spot to take in the view as you sail and, in the bow, you'll find a comfortable area around the table, perfect for enjoying a meal or a drink with friends and family.



DESIGN FEATURES

The design is uncompromising, in the way that functionality comes first. The beautiful lines and surfaces, the graceful details and the impressive amounts of space, and the freedom to move around. Another remarkable feature of Play 24 is the triple aft sun lounge, which can be expanded into full length by shifting the captain seat backrest forward through the stainless-steel hinge functionality.






ADAPTABILITY

As a part of RAND's innovative layout, you can find high adaptability onboard, with a flipping pilot backrest, massive storage rooms and the option to transform the seating areas into an xl sunbed. We also understand every boatowner has unique desires and preferences. Thus, we offer a wide range of customization options for Play 24 with our online configurator.




SPACE FOR PLAY

The Play 24 boat is designed to provide plenty of space for people to relax and socialize with each other. The wide and open bathing platform is ideal for watersports, sunbathing, or taking a dip in the ocean. When you're not using your watersports equipment or personal belongings, you can easily store them in the storage compartments located beneath the sofas and captain's seats.



SUSTAINABILITY

The lightweight construction and efficient wave-piercing hull design makes Play 24 consume significantly less fuel or electricity than traditional boats, making it an environmentally friendly choice within watersport even if choosing a modern gasoline engine. We use materials developed from recycled plastics and bio-based hybrids to optimize the environmental impact and create the best possible solution without compromises to craftsmanship.



INTERACTIVE STEERING

The steering console are created around effortless sailing, giving an extremely user-friendly interface where everything is within reach of the captain. The interactive touchscreen also includes navigation and sailing information such as speed, fuel consumption, light controls etc. As a part of RAND's intelligent boating, the steering console is fully connected to the RAND-app giving you real-time remote access, live updates, GPS fence for thief protection, intelligent AI user modes and much more.



ELECTRIC PROPULSION

With electric propulsion you will get low running cost, almost non-existing maintenance, silent motor, more advanced interface systems, plug-and-play simplicity, and boating with no harm to the environment. The 170kW motor gives you incredible acceleration and a top speed of 33 knots. Combined with a battery capacity on 78kWh you get the opportunity of high-speed sailing, but also a long silent cruise with a range of 30NM with 10 knots cruising speed and 20NM with 20 knots.

PETROL PROPULSION

Play 24 also comes with traditional petrol and diesel engines. You can choose between four different engines, both in- and outboard, from 150 to 250HP. With a tank capacity up to 198L liter you have many hours of sailing with a cruise speed around 25 knots and you can even get a top speed of 45 knots.





www.randboats.com

sales@randboats.com

Follow us on social networks



@randboats



randboats